

HTB Series

GFM-1000HTE 2V1000Ah

Sacred Sun HTB VRLA battery uses latest AGM technology designed for high temperature resistant performance with good cycle life and fast charging acceptance ability. Its average temperature can be 35-40°C. HTB's reduced needs for cooling saves energy and reduces cost. It is suitable for high temperature environments both in floating and cyclic applications.

Benefits

- Long life according to EUROBAT Classification
- Specifically designed for semi-stable mains
- High discharge performance
- 99%+ gas recombination efficiency
- Maximum charge efficiency
- Low self-discharge rate
- Easy installation and handling

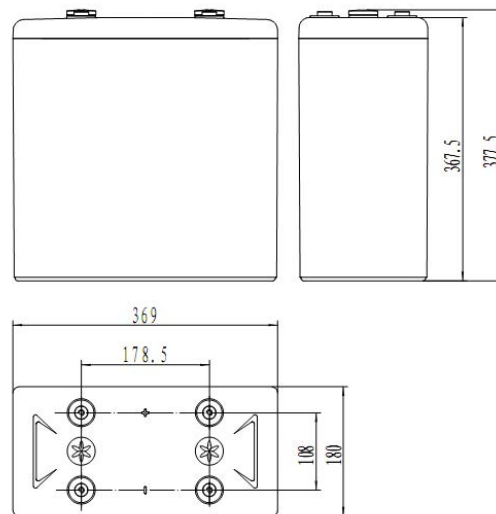
Applications

- High temperature BTS
- Unstable grid BTS
- Remote area BTS
- Solar (Wind) energy storage system

Standards

- JIS C8704-1
- JIS C8704-2
- IEC 60896-21/22
- IEC 61427
- EUROBAT guide

Drawing



Specifications

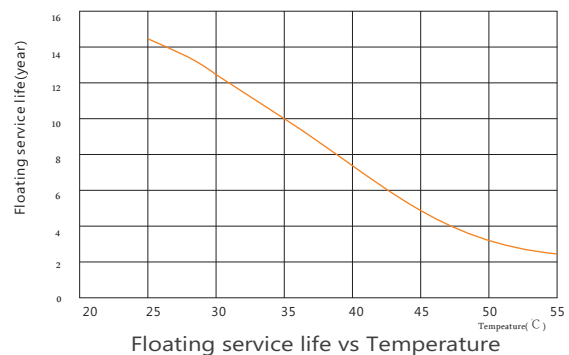
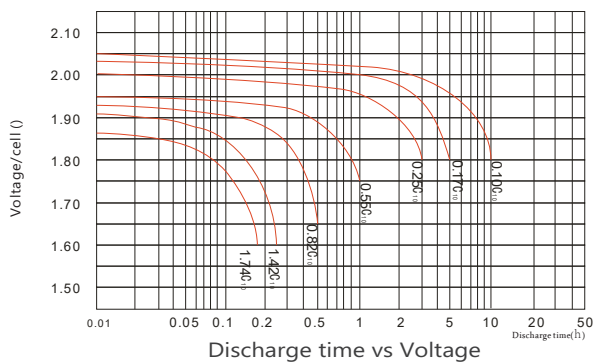
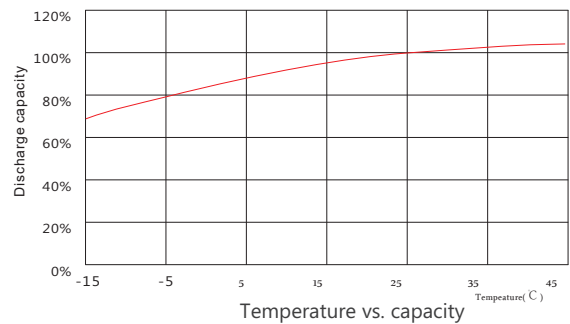
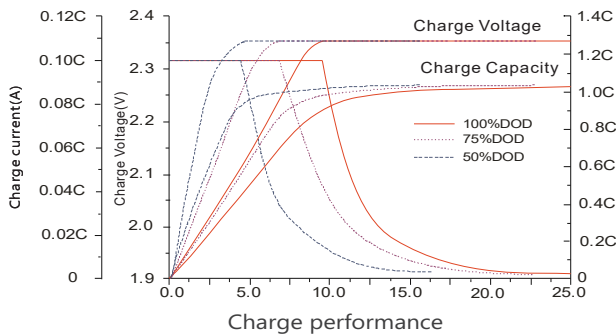
Battery Model	GFM-1000HTE			
Design Life (years, 35°C)	10			
Capacity (Ah, 35°C)	10HR (101.0A, 1.80V)	5HR (183A, 1.80V)	3HR (269A, 1.80V)	1HR (568A, 1.75V)
	1010	915	807	568
Dimensions (mm)	Length	Width	Height	Total Height
	369	180	367.5	377.5
Approx. Weight (kg)	61.6			
Reference Internal Resistance (mΩ)	0.29 ±15% (fully charged @ 25°C, Testing device: HIOKIBT3562)			
Maximum Discharge Current (A/5 Sec.)	5200			
Self-Discharge (25°C)	≤1.0 % per month			
Charge Voltage (V/cell, 25°C)	Cycle use		Float use	
	2.35 (-3.5mV/°C/cell), max charge current:200A		2.25 (-3.5mV/°C/cell)	
Short Circuit Current (A)	9000			

Discharge Data

Constant Current Discharge Data (35°C, A)												
End Voltage (V/cell)	min	h										
	30	1	2	3	4	5	6	8	10	24	48	100
1.75	844	588	367	273	230	185	165	131	108.0	55.6	25.2	13.9
1.80	810	568	359	269	227	183	163	130	101.0	54.9	24.3	13.6
1.85	762	517	349	262	222	179	160	127	98.5	47.5	23.5	13.0
1.88	649	436	330	224	196	167	159	113	93.4	42.7	21.9	12.1
1.90	568	406	309	213	190	166	158	111	91.3	40.6	21.3	11.9

Constant Power Discharge Data (35°C, W/cell)												
End Voltage (V/cell)	min	h										
	30	1	2	3	4	5	6	8	10	24	48	100
1.75	1531	1078	710	527	377	364	320	265	221	108.0	49.8	25.8
1.80	1439	1042	691	515	362	358	315	261	218	106.0	48.7	25.1
1.85	1346	940	605	467	329	335	308	239	203	87.3	44.6	24.3
1.88	1199	856	561	446	312	314	302	235	197	85.2	43.6	23.7
1.90	1039	733	515	375	297	295	297	228	189	82.2	41.6	23.0

Performance Curve



Sacred Sun Power Sources Co., Ltd.

Add: No.1 Shengyang Road, Qufu 273100 PRC
Tel: +86-537-4422313 Fax: +86-537-4411980
Email: sales@sacredsun.cn

Sacred Sun Hong Kong Co., Limited

Add: RM 19C Lockhart CTR 301-307 Lockhart RD Wan Chai, Hong Kong
Email: admin.hk@sacredsun.hk

Sacred Sun Asia Pacific Pte Ltd.

Add: 1 Ubi View, #04-12, Focus One, Singapore 408555
Email: admin.sg@sacredsun.sg

Sacred Sun Europe SARL

Add: ZAE Fontaine, 33210 Fargues, France
Email: admin.eu@sacredsun.eu

Sacred Sun MEA FZE

Add: No. 311 office, Building LOB 14, JAFZA, Dubai, UAE
Email: admin.ae@sacredsun.ae