

# SPG Series

## SPG12-340W 12V90Ah

SPG series VRLA battery uses AGM technology and high-purity raw materials. It has good high power discharge, floating backup and fast charging performance. It is mainly used in UPS/EPS standby power supply systems. It can backup power in poor operation environment.

### Benefits

- Long life according to EUROBAT Classification
- Maximum charge efficiency
- High gas recombination efficiency
- Low self-discharge rate
- Vertical installation

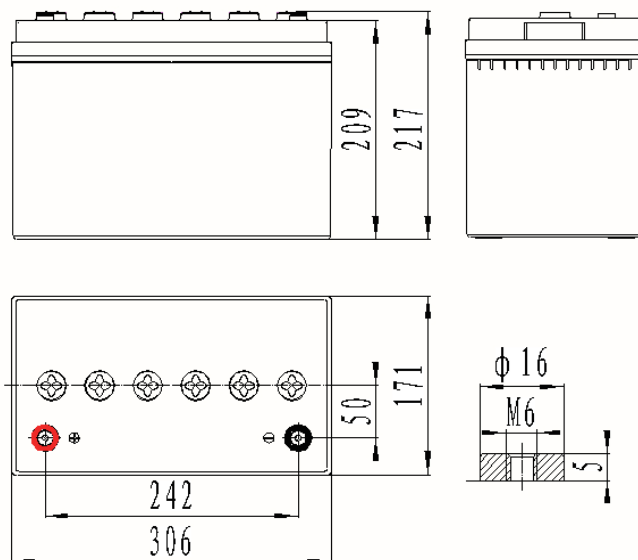
### Applications

- UPS units
- Data center
- Starting generators
- EPS units

### Standards

- IEC 60896-21/22
- JIS C8704-1/2
- EUROBAT guide

### Drawing



### Specifications

Battery Model	SPG12-340W			
Design Life (years, 25°C)	12			
Capacity (Ah, 25°C)	10min ( 1.60V)	15min ( 1.67V)	1HR (54A, 1.75V)	10HR 9.0A, 1.80V)
	408W/cell	340W/cell	54Ah	90Ah
Dimensions (mm)	Length	Width	Height	Total Height
	306	171	209	217
Approx. Weight (kg)	27.4			
Reference Internal Resistance (mΩ)	4.90±15%( full charged @ 25°C,testing device:HIOKIBT3562)			
Self-Discharge (25°C)	≤ 2 % per month			
Charge Voltage (V/cell, 25°C)	Cycle use		Float use	
	2.40 (-3.5mV/°C/cell), max charge current:27		2.27 (-3.5mV/°C/cell)	
Short Circuit Current (A)	2450( for reference only )			

## Discharge Data

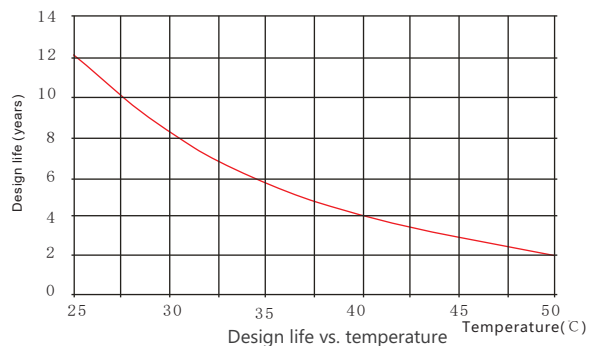
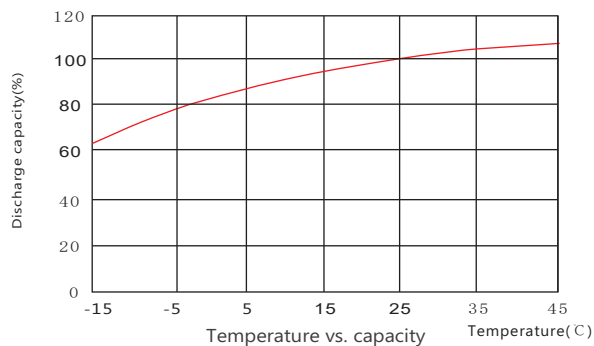
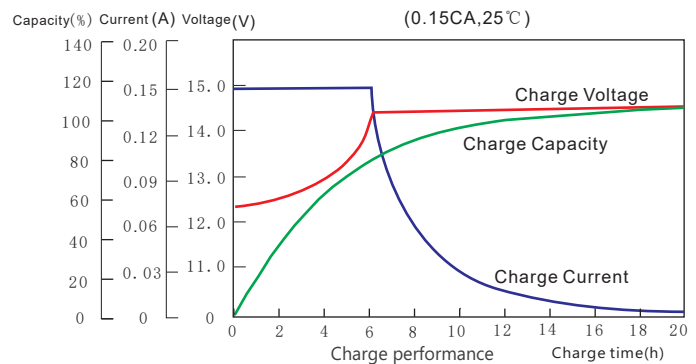
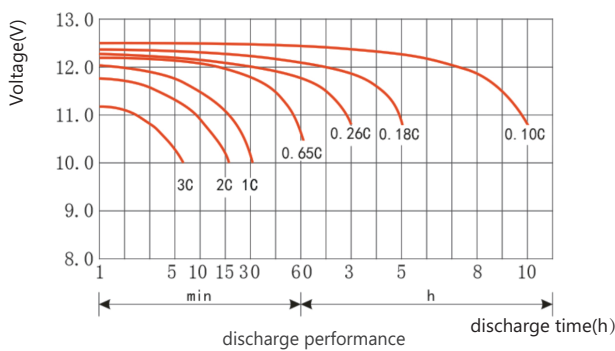
**Constant Current Discharge Data (25°C, A)**

End Voltage (V/cell)	min						h							
	10	15	20	25	30	45	1	1.5	2	3	4	5	6	10
1.60	235	198	165	140	116	83.3	62.2	45.8	36.3	26.2	20.0	16.8	14.4	9.70
1.65	223	190	157	135	112	81.2	60.0	44.5	35.3	25.4	19.6	16.3	14.0	9.60
1.67	214	182	152	130	108	78.4	58.4	43.7	34.7	25.0	19.3	16.0	13.8	9.54
1.70	200	170	143	123	104	75.7	56.0	42.8	34.0	24.6	19.0	15.8	13.7	9.36
1.75	188	158	133	114	97.0	71.5	54.0	41.7	33.0	23.8	18.5	15.5	13.4	9.20
1.80	175	146	126	108	91.7	66.2	51.4	40.0	32.0	23.2	18.0	15.2	13.2	9.00

**Constant Power Discharge Data (25°C, W/CELL)**

End Voltage (V/cell)	min						h							
	10	15	20	25	30	45	1	1.5	2	3	4	5	6	10
1.60	408	352	297	245	210	162	128	96.8	73.2	54.7	42.5	34.6	29.5	19.4
1.65	396	345	288	238	203	157	124	94.3	71.0	53.3	41.7	33.7	29.0	19.2
1.67	388	340	282	233	197	154	122	91.8	69.3	52.2	40.7	32.8	28.6	19.0
1.70	380	330	275	228	192	152	118	90.3	68.0	51.5	40.0	32.4	28.0	18.8
1.75	368	318	264	220	185	147	116	88.0	66.7	49.8	38.7	31.7	27.6	18.5
1.80	354	305	256	212	178	140	110	84.8	64.4	48.4	37.6	30.8	26.8	18.2

## Performance Curve



**Sacred Sun Power Sources Co., Ltd.**

Add: No.1 Shengyang Road, Qufu 273100 PRC  
Tel: +86-537-4422313 Fax: +86-537-4411980  
Email: sales@sacredsun.cn

**Sacred Sun Hong Kong Co., Limited**

Add: RM 19C Lockhart CTR 301-307 Lockhart RD Wan Chai, Hong Kong  
Email: admin.hk@sacredsun.hk

**Sacred Sun Asia Pacific Pte Ltd.**

Add: 1 Ubi View, #04-12, Focus One, Singapore 408555  
Email: admin.sg@sacredsun.sg

**Sacred Sun Europe SARL**

Add: ZAE Fontaine, 33210 Fargues, France  
Email: admin.eu@sacredsun.eu

**Sacred Sun MEA FZE**

Add: No. 311 office, Building LOB 14, JAFZA, Dubai, UAE  
Email: admin.ae@sacredsun.ae

