

# SPG Series

## SPG12-390W 12V100Ah

SPG series VRLA battery uses AGM technology and high-purity raw materials. It has good high power discharge, floating backup and fast charging performance. It is mainly used in UPS/EPS standby power supply systems. It can backup power in poor operation environment.

### Benefits

- Long life according to EUROBAT Classification
- Maximum charge efficiency
- High gas recombination efficiency
- Low self-discharge rate
- Vertical installation

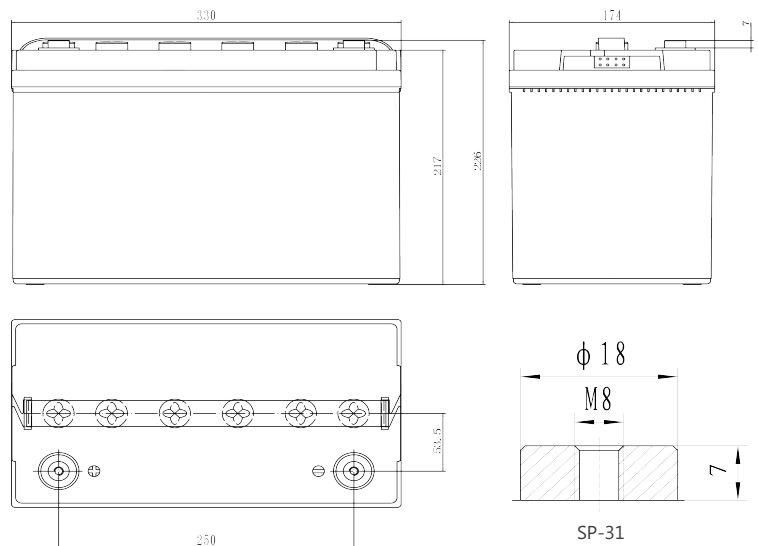
### Applications

- UPS units
- Data center
- Starting generators
- EPS units

### Standards

- IEC 60896-21/22
- JIS C8704-1/2
- EUROBAT guide

### Drawing



### Specifications

Battery Model	SPG12-390W			
Design Life (years, 25°C)	12			
Capacity (Ah, 25°C)	10min ( 1.60V)	15min ( 1.67V)	1HR (60A, 1.75V)	10HR 10A, 1.80V)
	470W/cell	390W/cell	60Ah	100Ah
Dimensions (mm)	Length	Width	Height	Total Height
	330	174	217	226
Approx. Weight (kg)	30.6			
Reference Internal Resistance (mΩ)	3.60±15%( full charged @ 25°C,testing device:HIOKIBT3562)			
Self-Discharge (25°C)	≤ 2 % per month			
Charge Voltage (V/cell, 25°C)	Cycle use		Float use	
	2.40 (-3.5mV/°C/cell), max charge current:30A		2.27 (-3.5mV/°C/cell)	
Short Circuit Current (A)	3150( for reference only )			

## Discharge Data

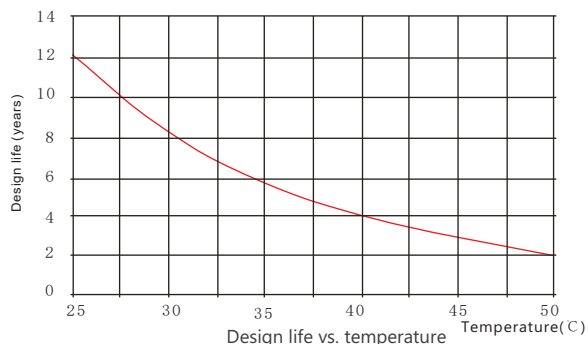
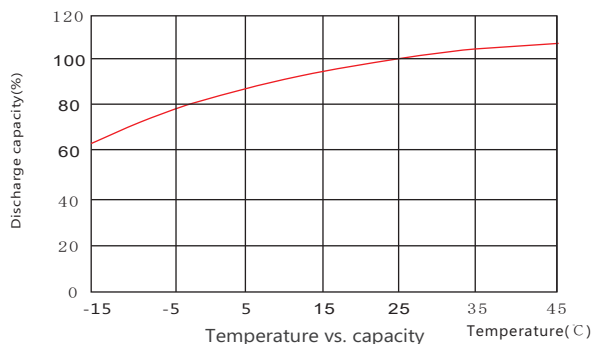
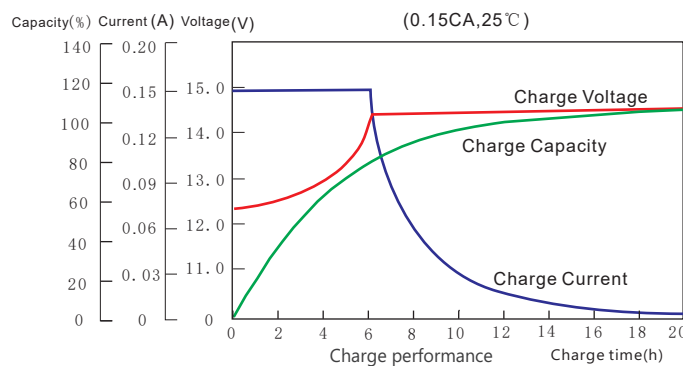
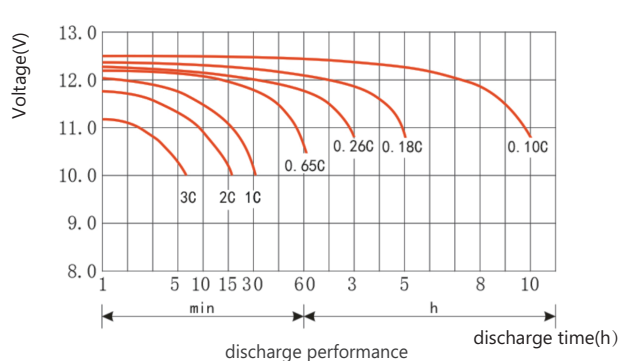
**Constant Current Discharge Data (25°C, A)**

End Voltage (V/cell)	min						h							
	10	15	20	25	30	45	1	1.5	2	3	4	5	6	10
1.60	255	213	175	145	128	91.2	70.0	50.4	39.0	29.7	22.9	19.3	16.5	10.8
1.65	244	208	166	140	123	87.7	66.7	48.8	38.0	28.8	22.3	18.7	16.0	10.6
1.67	238	200	158	136	118	84.4	65.3	47.5	37.2	28.4	22.0	18.4	15.8	10.5
1.70	230	187	154	130	114	81.3	61.8	46.0	36.6	27.8	21.7	18.0	15.7	10.4
1.75	214	176	146	120	107	76.5	60.0	44.6	35.6	27.0	21.2	17.7	15.4	10.2
1.80	198	165	136	114	100	73.3	57.0	42.8	34.4	26.0	20.7	17.3	15.0	10.0

**Constant Power Discharge Data (25°C, W/CELL)**

End Voltage (V/cell)	min						h							
	10	15	20	25	30	45	1	1.5	2	3	4	5	6	10
1.60	470	400	325	282	240	178	137	94.0	76.3	56.8	48.0	40.3	34.3	22.4
1.65	452	394	316	274	234	175	132	91.0	74.8	55.0	46.6	39.2	33.4	22.0
1.67	442	390	310	268	227	170	130	88.6	73.0	54.3	46.0	38.3	33.0	21.8
1.70	430	380	306	262	220	168	124	86.7	71.8	53.5	45.2	37.7	32.7	21.6
1.75	405	360	295	250	213	160	120	84.8	70.3	52.0	44.0	36.8	32.0	21.2
1.80	380	340	283	240	205	150	118	81.0	67.8	50.2	42.8	35.8	31.3	20.8

## Performance Curve



**Sacred Sun Power Sources Co., Ltd.**

Add: No.1 Shengyang Road, Qufu 273100 PRC  
Tel: +86-537-4422313 Fax: +86-537-4411980  
Email: sales@sacredsunsun.cn

**Sacred Sun Hong Kong Co., Limited**

Add: RM 19C Lockhart CTR 301-307 Lockhart RD Wan Chai, Hong Kong  
Email: admin.hk@sacredsunsun.hk

**Sacred Sun Asia Pacific Pte Ltd.**

Add: 1 Ubi View, #04-12, Focus One, Singapore 408555  
Email: admin.sg@sacredsunsun.sg

**Sacred Sun Europe SARL**

Add: ZAE Fontaine, 33210 Fargues, France  
Email: admin.eu@sacredsunsun.eu

**Sacred Sun MEA FZE**

Add: No. 311 office, Building LOB 14, JAFZA, Dubai, UAE  
Email: admin.ae@sacredsunsun.ae

